



PUBLIC BENEFITS

THROUGH SCHOOLS

CONVENING

APRIL 9-10, 2024





SUPPORTING STUDENTS YEAR-ROUND

**NEW OPTIONS FOR SUMMER
BENEFITS: SUMMER EBT & NON-
CONGREGATE SUMMER MEALS**

PUBLIC BENEFITS THROUGH SCHOOLS CONVENING 2024

SPEAKERS



Carolyn Vega

Associate Director of Policy Analysis, No Kid Hungry campaign, Share Our Strength



Chris Bernard

President/CEO of Hunger Free Oklahoma



Katie Raymond

OKC Regional Program Manager, Hunger Free Oklahoma



AGENDA

- Why Summer Hunger Matters
- Introduction to Summer EBT & Non-Congregate Summer Meals
- Summer EBT & Non-Congregate Summer Meals in Practice
- Q&A



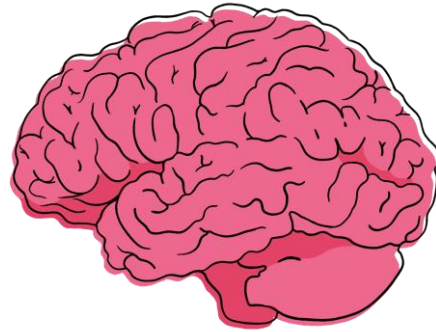
**WHY
SUMMER HUNGER
MATTERS**

FOOD INSECURITY MATTERS

Children who are food insecure are more likely to:



Forego healthcare and
develop chronic
diseases



Experience social,
emotional and mental
health challenges



Miss school and
perform worse
academically

THE PROBLEM OF SUMMER HUNGER

- 1 in 5 U.S. children faces hunger – with higher rates over the summer
- In a 2023 survey of rural families:
 - 73% say it's harder to make ends meet during the summer compared to the school year
 - 82% spend more on groceries during the summer – an average of \$168 more per month
 - 61% don't have enough money for food during the summer
- **30 million** U.S. children qualify for free or reduced-price school meals ... but only **1 in 7** have generally benefited from traditional summer meals programs

THE SUMMER MEAL GAP


The summer meals programs – **Summer Food Service Program (SFSP)** & **Seamless Summer Option (SSO)** under the National School Lunch Program – were intended to fill the gap left by school meals but can't due to:



Limited meal sites,
programming and/or
eligibility



Limited days/hours
or inconvenient
times



Lack of
transportation



Extreme heat or
inclement weather



ADDRESSING THE GAP

- Pilots to address the gap go back more than a decade
- New models were tested more broadly in response to COVID–19
 - Meal program flexibilities wound down in Spring/Summer 2022
 - Pandemic EBT ended after Summer 2023

PERMANENTLY CLOSING THE GAP

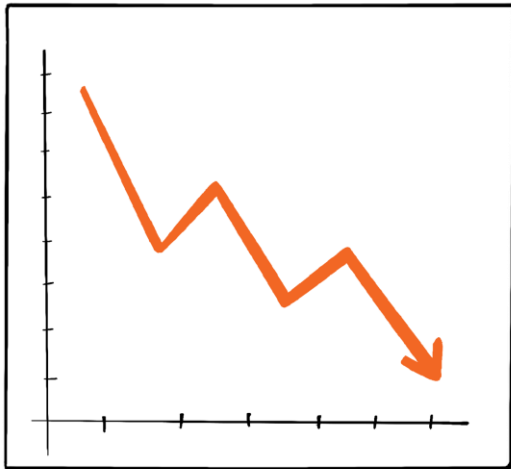
- In December 2022, Congress permanently authorized two new summer nutrition options nationwide:
 - Non-Congregate Summer Meals in Rural Areas:
First available in summer 2023
 - Summer EBT: Begins summer 2024
- In December 2023, USDA released an interim final rule on both

Both new programs will work alongside traditional congregate summer meals



**INTRODUCTION TO
SUMMER EBT**

BENEFITS OF SUMMER EBT



**Reduced Food
Insecurity**



**Improved
Nutrition**



**Appreciated by
Parents**

SUMMER EBT BASICS

- Provides \$120* in grocery benefits per child per summer
- Available to:
 - States – follows SNAP rules
 - U.S. Territories – follows SNAP rules
 - Indian Tribal Organizations – follows WIC rules
- States/ITOs must opt in and pay half of the administrative costs
 - 37 states, the District of Columbia, 5 U.S. territories & 3 ITOs signaled intent to operate in 2024

SUMMER EBT ELIGIBILITY

1. Children *of the state's compulsory school age* who are *able to be directly certified* at any time since the prior July, *regardless of school enrollment*
2. Children *of any age* certified as eligible for free/reduced-price meals by their school at any time since the prior July, whether by
 - School meals application
 - Direct certification
 - Identification (experiencing homelessness, migrant, foster, etc.)
3. Children *of any age* enrolled in a NSLP/SBP school at any time since the prior July and *determined eligible via Summer EBT application*
 - Includes students in CEP schools **not** already identified

SUMMER EBT ADMINISTRATION

- Will typically be run through a partnership between the state SNAP agency & the state child nutrition program agency with ITO coordination
- States must provide basic customer service infrastructure
- Starting in 2025, state administering agencies must:
 - Maintain a database of school enrollment & eligibility data
 - Process Summer EBT applications for those who require them
- Schools will provide state with school enrollment and school meals eligibility / direct certification information

PUBLIC BENEFIT & SCHOOL DATA CONNECTIONS

- **More** children participating in programs like SNAP, TANF, FDPIR and Medicaid
 - **more** will be directly certified for free/reduced-price school meals
 - **more** will automatically receive Summer EBT
- **More** children certified for free/reduced-price meals
 - **more** will automatically receive Summer EBT
- **More** children qualified for Summer EBT via state application
 - **more** will qualify for free/reduced-price school meals

THE EVENTUAL GOAL

If fully implemented nationwide, Summer EBT has the potential to reach 30 million children – many through automatic issuance without application – compared to the <3 million who get traditional summer meals.





**INTRODUCTION TO
NON-CONGREGATE
SUMMER MEALS**

NON-CONGREGATE SUMMER MEALS BASICS

- Available through SFSP & SSO
- Under the law, non-congregate is available only in:
 - Rural areas
 - With no congregate service
- Meals may be provided for up to 10 days at a time (up to usual daily per child limits)

NON-CONGREGATE SUMMER MEALS MODELS



**Grab-n-Go /
Curbside**



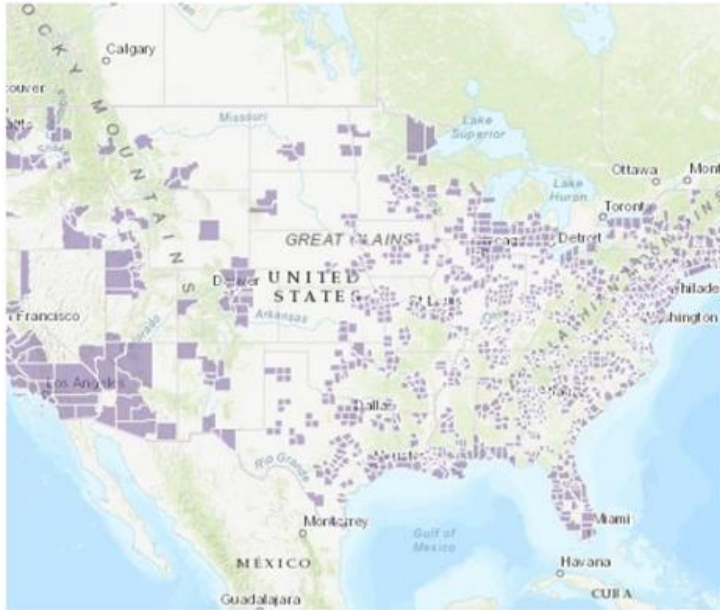
**Mobile
Routes**



**Home
Delivery**

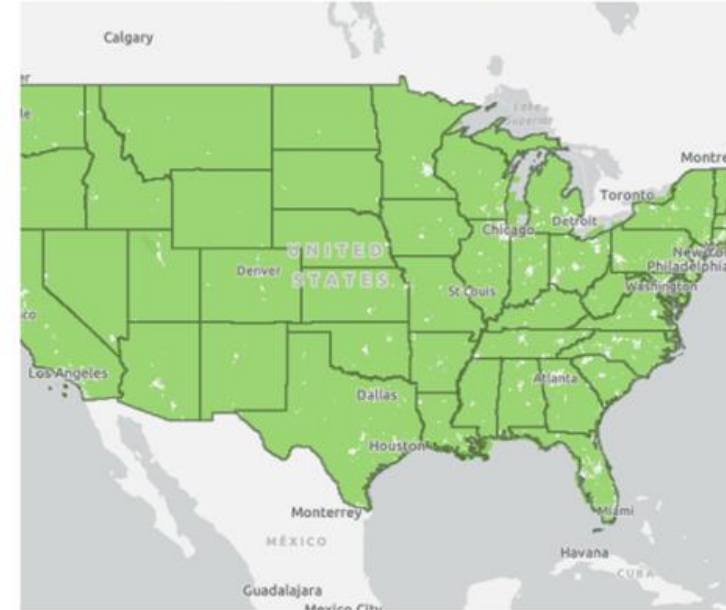
DEFINING RURAL

Before the IFR



Unshaded = Rural; Purple = Urban

After the IFR



Green = Rural; White = Urban

fns.usda.gov/sfsp/rural-designation



OTHER IMPLEMENTATION DETAILS

- “No congregate service” is left to state agency discretion
 - “Hybrid” sites permitted with restrictions
- States cannot deny a sponsor because of intent to provide non-congregate service
- States may only limit flexibilities on a case-by-case basis:
 - Parent/guardian meal pick-up
 - Multiple meal distribution (up to 10 days at a time)
 - Bulk meal item distribution (up to 5 days at a time)

PUBLIC BENEFIT & SCHOOL DATA CONNECTIONS



- Distribution of no-cost meals to all children, regardless of individual eligibility, may occur in area eligible locations (“open sites”)
 - Area eligible: $\geq 50\%$ of children are eligible for free or reduced-price meals according to school or census data
 - For CEP schools: $ISP \times 1.6$ must be $\geq 50\%$
 - Applies to congregate & non-congregate operations
- Distribution of no-cost meals may occur outside of area-eligible locations for:
 - Closed enrolled sites
 - Conditional non-congregate sites

PUBLIC BENEFIT & SCHOOL DATA CONNECTIONS

- **More** children participating in programs like SNAP, TANF, FDPIR and Medicaid
 - **more** will be directly certified for free/reduced-price school meals
 - **more** will be individually eligible for free summer meals
 - a school is **more likely** to qualify for open site status
- **More** children certified for free/reduced-price meals
 - **more** will be individually eligible for free summer meals
 - a school is **more likely** to qualify for open site status

THE EVENTUAL GOAL

Non-congregate summer meals in rural areas have the potential to reach 8 million kids – compared to the <3 million who get traditional summer meals nationwide.







**NON-CONGREGATE
SUMMER MEALS &
SUMMER EBT IN
PRACTICE**

We'll cover...

Non-Congregate
Summer Meals



Katie Raymond

OKC Regional
Program Manager

Summer EBT



Chris Bernard

President/CEO

then take
your
questions!



Non-Congregate Summer Meals



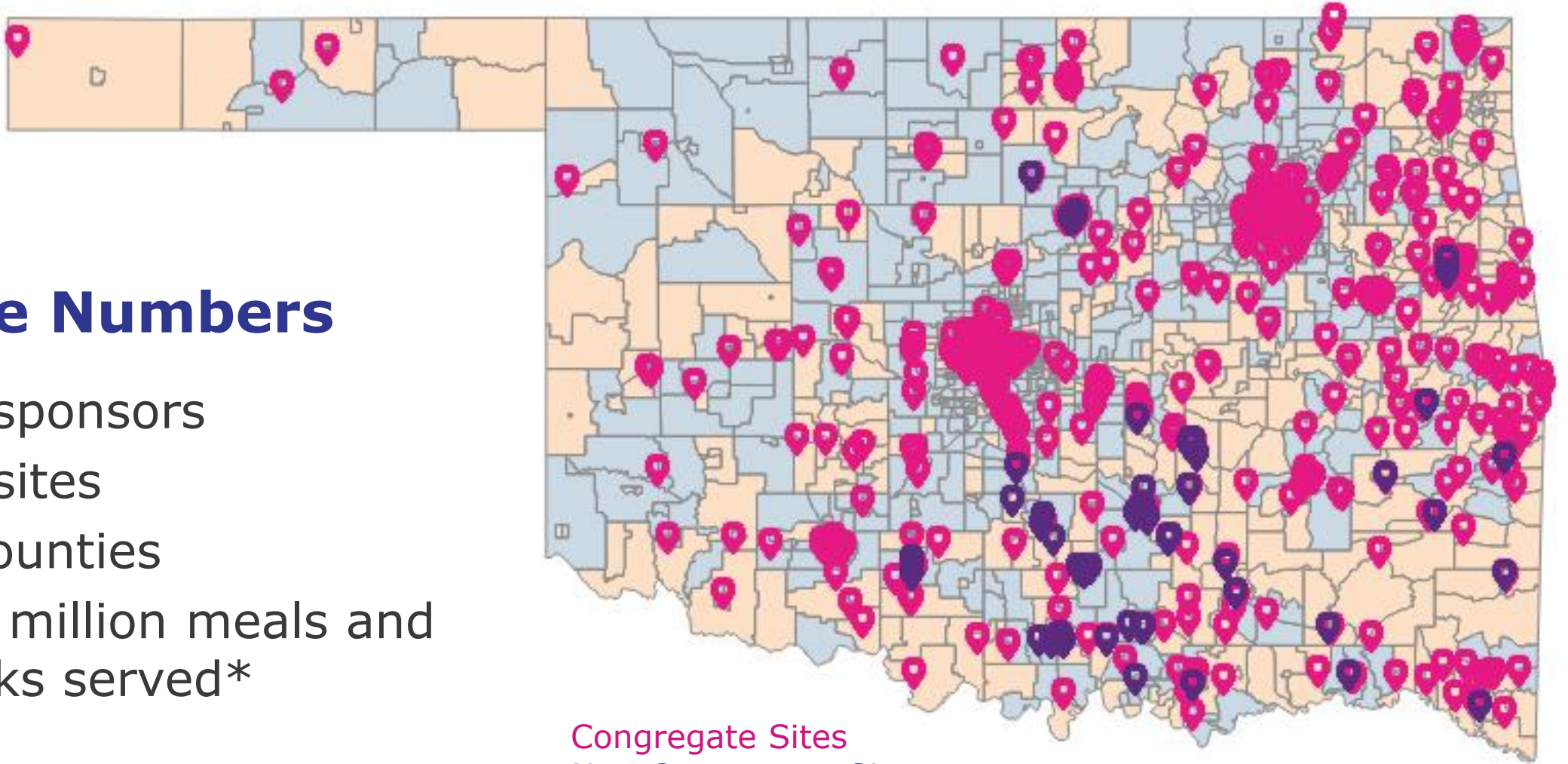
Impact of COVID Flexibilities

- Food insecurity rates have remained unchanged
- Number of summer meals served:
 - 2019: 1.7 million
 - 2020: 7.8 million
 - 2021: 20.4 million
 - 2022: 2.1 million
 - 2023: 1.9 million

2023 Oklahoma Summer Meals

By the Numbers

- 249 sponsors
- 733 sites
- 70 counties
- 1.93 million meals and snacks served*



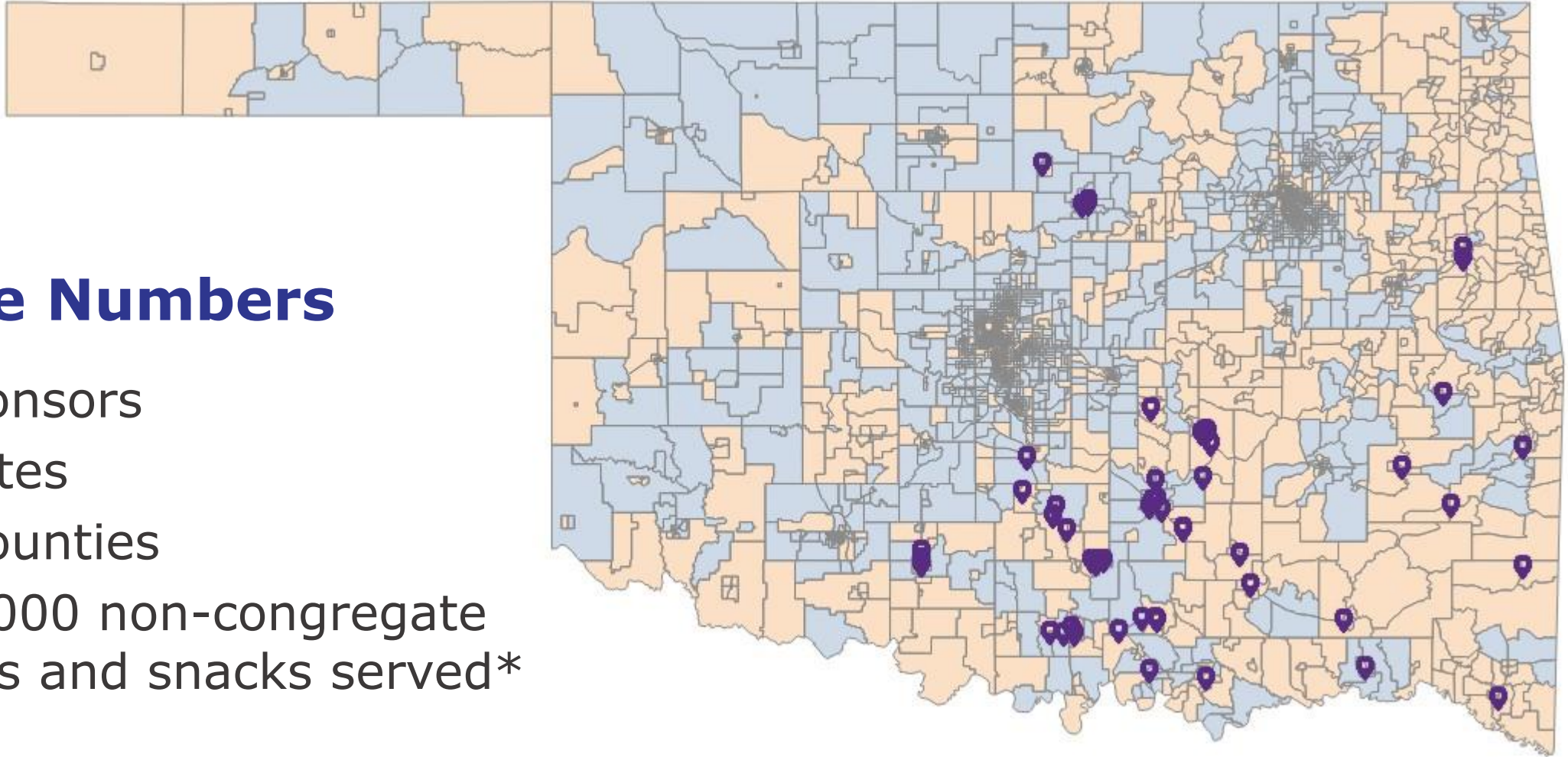
Congregate Sites
Non-Congregate Sites

*data provided by OSDE

2023 Non-Congregate Sites

By the Numbers

- 7 sponsors
- 54 sites
- 22 counties
- 436,000 non-congregate meals and snacks served*



Non-congregate sites

*data provided by OSDE

Tribal Nation Case Studies

Chickasaw Nation

- 28 non-congregate sites
- 86,550 meals served

Choctaw Nation

- 13 non-congregate sites
- Almost 155,000 meals served

Types of Sites

- Nutrition, WIC, medical centers
- Libraries, public schools
- Tribal community centers and housing complexes
- City/town community centers, city parks, and pools
- Churches, camps



School & Community Partners Case Studies

Stillwater

- Stillwater PS + Our Daily Bread

Altus

- Altus PS + Library (and hopefully AF base)

Noble

- Noble PS + Library



HFO's Role in Non-Congregate Summer Meals





Mapping and Data



Statewide Outreach and Education



Connecting and Convening





Challenges & Opportunities

Challenges:

- Transportation to grab and go sites
- Serving times
- Storage
- More, different reporting and info gathering

Opportunities:

- Allowing others/family members to pick up on behalf of child
- Serving locations – being strategic to spread out but still accessible

Key Takeaways & Learnings

- Coordinate with existing services or programming
- Planning and logistics
- Start small and grow sustainably
- Offer other resources to help fill potential gaps





Summer EBT


Summer EBT



Money for groceries



On EBT card




Directly certified and FRPL eligible children



During summer break from school



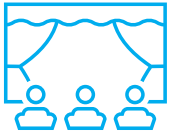
HFO's Role in Summer EBT




Promote and raise awareness



Coordinate with Tribes



Contractor implementation



Advocate



Why It Matters To Schools

Connection to other benefits

Fills gaps in SFSP or SSO

Drives FRPL form interest

Family/parent engagement

Student readiness and achievement



How Schools Are Involved



Access to and information for families



Accurate data sharing



Advocating with state agencies



How to Leverage Partners

Outreach

Interagency liaison

Contract support

Fill GAPS - DON'T BE AFRAID TO ASK!

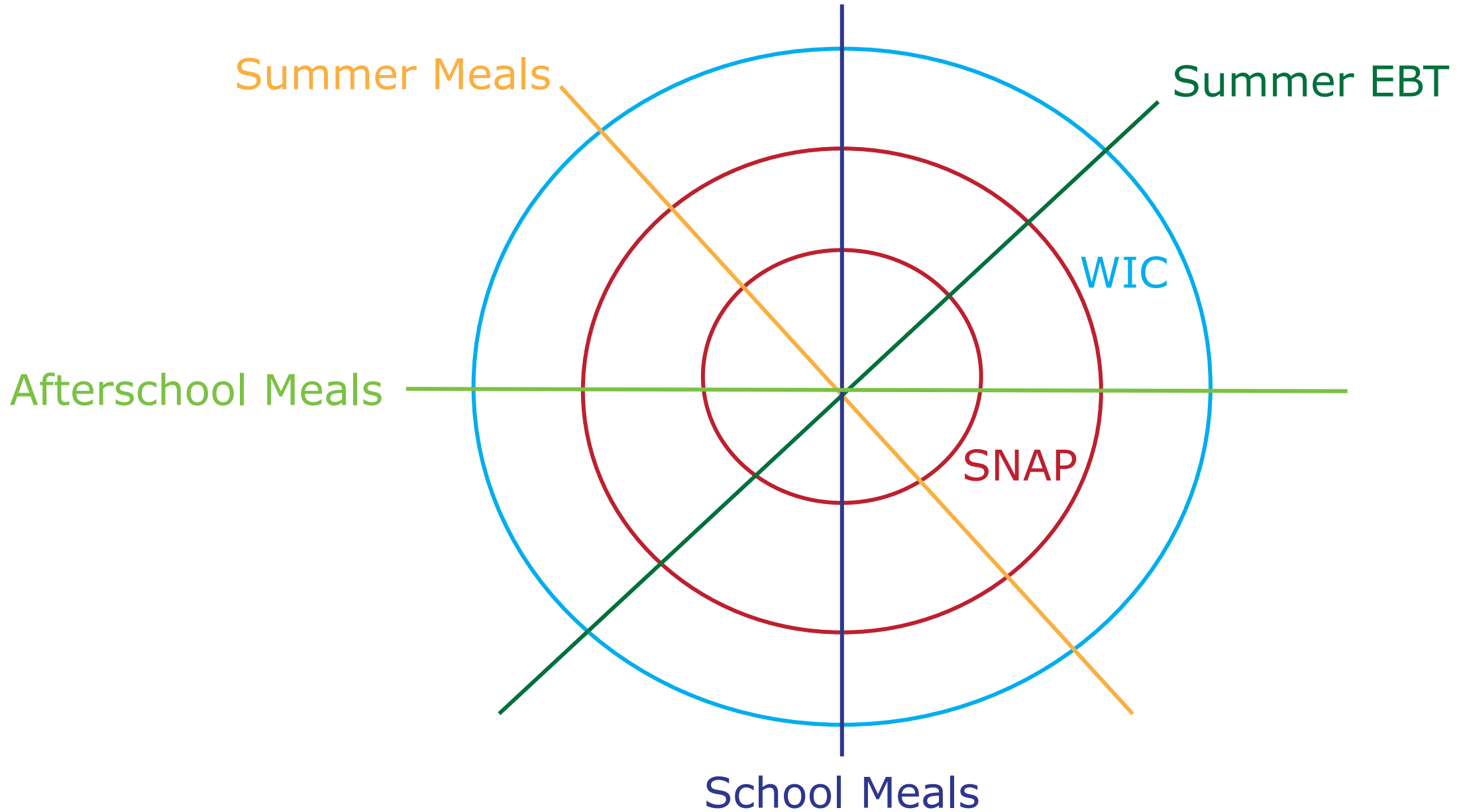


Nobody Falls Through

A robust safety net requires each strand to be strong and securely connected.

Without school support, essential strands are missing and kids fall through.

The Federal Nutrition Safety Net



QUESTIONS?





**THANK
YOU!**

**Carolyn Vega
Associate Director,
Policy Analysis
cvega@strength.org**



Chris Bernard

President/CEO

918-264-0693

Chris.Bernard@HungerFreeOK.org

Katie Raymond

OKC Regional Program Manager

405-403-1923

Katie.Raymond@HungerFreeOK.org



HUNGER ★ FREE
O K L A H O M A

HungerFreeOK.org

@HungerFreeOK

