










center for BEST
PRACTICES

Back-to-School Meal Service: Feeding Kids During the 2020-2021 School Year – Part I




August 10, 2020



Agenda

-  Housekeeping
-  Back-to-School Meal Service Toolkit
-  Financial Recovery
-  Nationwide Waivers
-  CEP
-  Other Resources
-  Q&A

Housekeeping

-  If you encounter any technical difficulties during the webinar, please use the chat box to get help.
-  A recording of this webinar will be shared with all registrants.
-  If you have questions for the speakers, please enter those into the Q&A box and we'll get to those after our presentation.

Back-to-School Meal Service Toolkit


Designed to help you plan for the 2020-2021 school year.

It includes detailed information about current waivers, financial recovery and recommended meal service models. It was designed to be easy to navigate and features a hyperlinked table of contents so that you can click to instantly access any section. The toolkit is embedded with a number of other resources.

<http://bestpractices.nokidhungry.org/resource/2020-2021-back-school-meal-service-toolkit>

You can find more back-to-school resources at:


<http://bestpractices.nokidhungry.org/coronavirus-response-recovery/back-school>



Back-to-School Meal Service Toolkit

Feeding Students During the 2020-2021 School Year Amidst the Ongoing Coronavirus Pandemic

Released:
July 23, 2020



Child Nutrition Program Options for SY 20-21

Current Waivers to Support Possible
Schedule and Meal Service Models



Waivers



Nationwide Waivers Available for SY20-21

For NSLP (including SSO), SBP and CACFP:

- Congregate Meal Service
- Meal Service Time
- Parent/Guardian Meal Pick-Up
- Meal Pattern

For NSLP only:

- Offer Versus Serve (OVS) for High Schools

Nationwide Waivers Available for SY20-21

- Onsite Monitoring
 - School programs (including SSO): through June 30, 2021
 - CACFP: through September 30, 2021
 - SFSP: through September 30, 2021

Waivers NOT Available for SY20-21

- Nationwide Waivers for SFSP
 - Congregate Meal Service
 - Meal Service Time
 - Parent/Guardian Meal Pick-Up
 - Meal Pattern
 - Area Eligibility
- Nationwide Enrichment Waiver for Afterschool Meals & Snacks
- FFVP Waivers

Planned & Unplanned Closures

- SFSP & SSO are available for unanticipated closures October-April
 - Planned distance learning or closures do *not* count as unanticipated closures
 - No waiver flexibilities for SFSP, even during unanticipated closures



A Potential Service Gap

- Some schools are delaying the start of the year
- Most summer meals waivers expire August 31st
- SSO may be an option until school starts

Options for Schools



Possible School Schedule Model

100% Distance Learning

All students learn remotely

Grade-Level Return

Younger students return to school while older students learn remotely, or vice versa

Hybrid Learning

Targeted Return

Some students return to school while others continue distance learning

Alternating Schedule

Groups of students switch between in-person and distance learning

100% In-Class Learning

All students return to school

Student Location & Schedule Model

Meal Service Options

100% Distance Learning
All students are at home

- Direct Home Delivery
- Delivery via Mobile or Bus Routes
- Walk-Up Distribution
- Drive-Thru Distribution

• On days of in-person class, students take home meals for distance learning day(s).

Hybrid Learning
Some students are remote and others are at school

- Service Location:
 - Cafeteria service line
 - Kiosks in hallways or other common areas
 - Classrooms
 - Hybrid (i.e. delivery to class for young students & cafeteria service for older students)
- Eating Location:
 - Cafeteria
 - Common areas (gym, etc.)
 - Classrooms
 - Outside

100% In-Class Learning
All students are at school

Student Location & Schedule Model

100% Distance Learning
All students are at home

Hybrid Learning
Some students are remote and others are at school

100% In-Class Learning
All students are at school

Meal Service Options

- Direct Home Delivery
- Delivery via Mobile or Bus Routes
- Walk-Up Distribution
- Drive-Thru Distribution

- Students take home meals on days they attend in-person class for the following distance learning days.

- Service Location:
 - Cafeteria service line
 - Kiosks halls or common areas
 - Classrooms
 - Hybrid
- Eating Location:
 - Cafeteria
 - Common areas (gym, etc.)
 - Classrooms
 - Outside

Program & Waiver Considerations

- Permitted for breakfast through SBP and lunch through NSLP for days when instruction is offered.
 - Usual counting, claiming, and charging is required.
- State agencies may require a plan so that students are charged correctly and do not receive meals at multiple sites.
 - Students may be limited to receiving meals at the school where they are enrolled.

- Permitted for breakfast through SBP and lunch through NSLP on days when instruction is offered.
 - Usual counting, claiming, and charging is required.
- Refer to state and local guidelines for group size, physical distancing, and safety recommendations.

Instructional Time & Attendance

- NSLP & SBP are only available on or for school days
 - Virtual learning days *do* count as school days
 - For fully four-day school week:
 - NSLP/SBP are not options on the “fifth day” without instruction
 - CACFP At-Risk is an option but requires enrichment activities
- How attendance will be factored is unclear

Options for Non-Profit Sponsors



Care for School-Aged Children of Essential Workers

- No SFSP option
- Work with schools for NSLP/SBP meals
- CACFP At-Risk Afterschool
 - In eligible areas
 - Limited to one meal + one snack
- CACFP Outside School Hours Care
 - Limited to children 12 and under
 - Individual income eligibility determination required



For Other Non-Profit Sponsors

- CACFP At-Risk Afterschool
 - In eligible areas
 - Limited to one meal + one snack
 - Provide enrichment – check with your state agency

CARES Act – Opportunities to Support Nutrition Programs

■ Coronavirus Relief Fund

- \$150 billion to state, territorial, and tribal governments and major localities to broadly cover costs associated with COVID-19 response.

■ Elementary and Secondary School Emergency Relief (ESSER) Fund

- \$13.2 billion to state education agencies (of which 90% must be sub-granted to local education agencies based on Title I funding) to cover costs associated with school functionality, including planning to provide school meals.

■ Governor's Emergency Education Relief (GEER) Fund

- \$3 billion to state governors for distribution to local education agencies or institutions of higher education to support school functionality.

CARES Act – State Allocations

Virginia

- Allocated \$3 million in GEER funds to assist with unfunded costs of school-based meal programs.

North Carolina

- Appropriated \$75 million in Coronavirus Relief Funds for school nutrition services provided in response to COVID-19.

California

- Appropriated \$112.2 million in ESSER funds to provide additional reimbursements to schools for meals served from March through August 2020.

CARES Act – State Allocations

Kentucky

- Allocated \$30 million in GEER funds to broadly support needs of schools, including maintaining food service.
 - Note: allocation not limited to school meals.

Vermont

- Appropriated \$12 million in Coronavirus Relief Funds for summer meal sponsors to support continuation of meal delivery services in June, July and August 2020.

CARES Act – What Should You Do?

- In states where CARES Act funds have been specifically allocated for nutrition programs:
 - Ask your state agency about how to access these funds.

- In states where CARES Act funds have not been specifically allocated for nutrition programs:
 - Ask school district leadership about the potential to use ESSER funds for the school nutrition program.
 - Ask your state agency about plans to request an allocation of unspent funds for nutrition programs.
 - Advocate for state leadership to allocate funds specifically for nutrition programs.

FEMA Public Assistance Grants

- In response to COVID-19 disaster declaration, FEMA grants may be available to state and local government entities and nonprofits to reimburse qualifying work.
 - Qualifying work under FEMA policy includes purchase and distribution of food in response to COVID-19.
- FEMA grants generally cover 75% of the costs of qualifying work.
- Duplication of benefits prohibited: FEMA grants generally cannot cover costs of providing assistance if that assistance is available through another federal program.

Future Financial Assistance?

- GEER and ESSER Funds Refill
- State and Local Financial Aid
- FEED the Children Act (H.R. 6801)
 - Included in House-passed HEROES Act
- State-Based Aid

**CEP
supports
students,
families,
and schools.**



What is the Community Eligibility Provision (CEP)?

- Enables eligible schools to provide breakfast and lunch to all students at no cost to them
 - Often heralded as the antidote to “school lunch shaming”
 - Students have equitable access to all meals – reduced stigma
 - Decreased administrative burden
 - School nutrition fund *can* benefit tremendously
- CEP is a 4-year cycle
- Schools, or groups of schools, must have an “Identified Student Percentage” (ISP) of 40% to operate CEP

Identified Student Percentage (ISP)

Identified students are categorically-eligible for free school meals and identified through **direct certification**.

Students are identified by their participation (or a household member's participation) in:

- **SNAP**: Supplemental Nutrition Assistance Program
- **TANF**: Temporary Assistance for Needy Families
- **FDPIR**: Food Distribution Program on Indian Reservations
- **Medicaid Free***

Children who are...

- **in foster care,**
- **experiencing homelessness,**
- **in Head Start/Early Head Start, and/or**
- **migrants**

should also be included in an ISP. However, their eligibility does not extend to siblings or other household members.

ISP =

$$\frac{\text{\# of "identified" students}}{\text{total student enrollment}} \times 100$$

*Available in: California, Connecticut, Florida, Illinois, Indiana, Iowa, Kentucky, Massachusetts, Michigan, Nebraska, Nevada, New York, Pennsylvania, Texas, Utah, Virginia, Washington, West Virginia, Wisconsin

CEP Reimbursement Pattern

Two categories of reimbursement: Free & Paid

Free reimbursement rate = ISP x 1.6

Paid reimbursement rate = 100% – (ISP x 1.6)

“Magic ISP” = 62.5% (62.5% x 1.6 =100% of meals reimbursed at the free rate)

ISP	x 1.6 Multiplier	% of Meals Reimbursed at "Free" rate	% of Meals Reimbursed at "Paid" Rate
40%	x1.6	64%	36%
45%	x1.6	72%	28%
50%	x1.6	80%	20%
55%	x1.6	88%	12%
60%	x1.6	96%	4%
65%	x1.6	100%	0%

SNAP enrollment is increasing...

That means ISPs may be increasing, too.

Conduct direct certification often to ensure every newly eligible child is captured in your schools' ISPs.

Lock in a high (or higher!) ISP in SY20-21 and for the following 3 years.



Why CEP in SY20-21?

CEP will help with...

- Counting and claiming for new and more complex school meals operations
 - Counting meals by fee category may not be necessary
 - May be able to use a clicker or tally to make cafeteria meal service quicker
 - No need to swipe student IDs or use pin pads
 - Lunch in the classroom is easier
- Easier training for non-food service staff (e.g. teachers) who may be involved with serving and counting meals this year
- Student and staff safety at the point of service
 - No need to swipe student IDs or use pin pads
 - Fewer surfaces to touch



Why CEP in SY20-21? (cont'd.)

CEP will help with...

- Decreasing financial stress among students and families due to COVID-19
- Unpaid school meal debt
 - No collecting of fees = no more meal debt!
 - In schools operating standard counting and claiming this year, meal debt will likely be a larger problem than last
 - General fund does not have to bail out school nutrition fund
- Meal service for the next four years! CEP is a 4-year cycle.
- If P-EBT is reauthorized, CEP schools will have an easier job distributing funds.

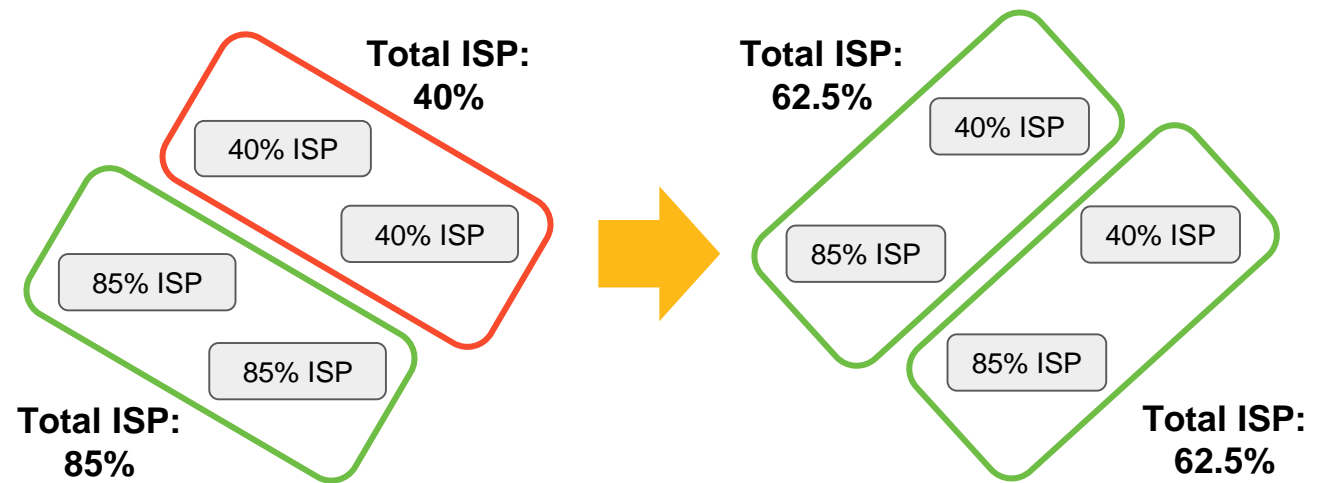


Grouping

The 40% ISP threshold may be met by:

- an individual school *or*
- a group of schools within the district.

Grouping can maximize your federal reimbursement.



NEW TOOL!

[Meals Count Grouping Calculator](#) + [Demo](#)

How Meals Count Works

A Real Example - Oceanside Unified (CA)

1	373206	Oceanside High	High Schools (Public)	2,174	481	242	847	✓	31.3%	\$0
2	403848	Laurel Elementary	Elementary Schools (Public)	439	227	186	373	✓	51.7%	\$197,838
2	403892	South Oceanside Elementary	Elementary Schools (Public)	411	194	123	270	✓	31.8%	\$140,301
3	403813	Santa Margarita Elementary	Elementary Schools (Public)	558	11	88	202	✓	2.0%	\$0
3	410995	Vevey Branch Elementary	Elementary Schools (Public)	408	120	94	239	✓	17.4%	\$0
3	4115299	Stuart Mesa Elementary	Elementary Schools (Public)	514	4	77	203	✓	0.8%	\$0
3	4119713	Nichols Elementary	Elementary Schools (Public)	431	194	98	387	✓	30.7%	\$0
4	0134267	Coastal Academy Charter	K-12 Schools (Public)	1,830	213	280	482	✓	13.9%	\$0
4	403889	North Terrace Elementary	Elementary Schools (Public)	786	41	150	332	✓	5.2%	\$0
5	0113322	Cesar Chavez Middle	Intermediate/Middle Schools (Public)	488	297	126	217	✓	43.2%	\$121,196
5	4038830	Jefferson Middle	Intermediate/Middle Schools (Public)	540						
5	4038663	Lincoln Middle	Intermediate/Middle Schools (Public)	839						
5	4038871	Mission Elementary	Elementary Schools (Public)	540						
5	4049108	E. G. Garton Elementary	Elementary Schools (Public)	322						
5	4108211	Christa McAuliffe Elementary	Elementary Schools (Public)	556						
6	3731221	Pacific View Charter	K-12 Schools (Public)	418						
6	373018	El Camino High	High Schools (Public)	2,950						
7	4038897	Palmquist Elementary	Elementary Schools (Public)	437						
8	4088991	Del Rio Elementary	Elementary Schools (Public)	351	166	143	294	✓	47.3%	\$163,724
9	4038885	Libby Elementary	Elementary Schools (Public)	429	218	48	317	✓	50.8%	\$142,421
9	4106546	Reynolds Elementary	Elementary Schools (Public)	427	205	108	342	✓	32.7%	\$144,714
10	4111777	Martin Luther King Jr. Middle	Intermediate/Middle Schools (Public)	1,384	328	318	471	✓	23.7%	\$0
11	0000001	Nonpublic, Noncharter Schools	N/A	13	2	2	4	✓	15.4%	\$2,129
11	0113314	Louise Foust Elementary	Elementary Schools (Public)	563	190	103	177	✓	33.7%	\$97,410
11	373026	Ocean Shores High (Continuation)	Continuation High Schools (Public)	126	45	23	36	✓	51.4%	\$20,331
11	4038905	San Luis Rey Elementary	Elementary Schools (Public)	237	129	37	154	✓	50.2%	\$72,639

Optimized - 1 round
\$2,010,294

1	0113314	Louise Foust Elementary	Elementary Schools (Public)	563	190	103	177	✓	33.7%	\$97,324
1	373026	Ocean Shores High (Continuation)	Continuation High Schools (Public)	126	45	23	36	✓	51.4%	\$20,272
1	4038830	Jefferson Middle	Intermediate/Middle Schools (Public)	540	268	243	285	✓	49.4%	\$174,454
1	4038871	Mission Elementary	Elementary Schools (Public)	540	284	97	493	✓	52.4%	\$224,928
1	4038921	South Oceanside Elementary	Elementary Schools (Public)	411	194	123	270	✓	31.8%	\$140,330
1	4106544	Reynolds Elementary	Elementary Schools (Public)	427	205	108	342	✓	32.7%	\$144,889
2	4038840	Laurel Elementary	Elementary Schools (Public)	439	227	186	373	✓	51.7%	\$243,891
3	4038855	Libby Elementary	Elementary Schools (Public)	429	218	48	317	✓	50.8%	\$143,091
3	4038905	San Luis Rey Elementary	Elementary Schools (Public)	237			37	✓	50.2%	\$73,717
							256	✓	40.4%	\$137,776
							387	✓	30.7%	\$186,435
							500	✓	24.4%	\$0
							482	✓	13.9%	\$0
							317	✓	24.3%	\$0
							15	✓	2.0%	\$0
							254	✓	26.4%	\$0
							471	✓	23.7%	\$0
							239	✓	17.4%	\$0
7	0000001	Nonpublic, Noncharter Schools	N/A		2	2	4	✓	15.4%	\$2,124
7	0113322	Cesar Chavez Middle	Intermediate/Middle Schools (Public)	488	297	126	217	✓	43.2%	\$119,430
7	3731221	Pacific View Charter	K-12 Schools (Public)	418	245	174	370	✓	39.4%	\$194,894
7	4038863	Lincoln Middle	Intermediate/Middle Schools (Public)	839	298	224	305	✓	35.5%	\$178,785
7	4088991	Del Rio Elementary	Elementary Schools (Public)	351	166	143	294	✓	47.3%	\$160,015
8	373206	Oceanside High	High Schools (Public)	2,174	481	242	847	✓	31.3%	\$0
8	4038889	North Terrace Elementary	Elementary Schools (Public)	786	41	150	332	✓	5.2%	\$0
8	4115299	Stuart Mesa Elementary	Elementary Schools (Public)	514	4	77	203	✓	0.8%	\$0

Optimized - 10 rounds
\$2,270,457

+\$260,000 (13%)!

Visit: [Meals Count Grouping Optimizer](#)



More CEP Resources

Selling CEP to District Administrators

[Talking Points for School Administrators](#)

[Template letter to district administrators about adopting CEP](#)

[CEP Financial Considerations for School Business Officials](#)

[CEP and Title I Funding \(FRAC\)](#)

Support with Grouping and Finances

[Meals Count Grouping Optimizer](#)

- [Video explaining how to use the tool](#)

[FRAC Financial Calculators](#)

Finding Success with CEP, even at low ISPs

[Strategies for Finding Success with CEP](#)

[Community Eligibility: Making it Work with Low ISPs \(FRAC\)](#)

- [Webinar recording](#)

Visit <http://bestpractices.nokidhungry.org/cep>



Declare your intent to elect CEP by **August 31**

Thank you!

Emily Pia

Program Manager

No Kid Hungry Center for Best Practices

epia@strength.org

Other Resources

<p><u>Meal Service Options for School Year 2020-2021</u></p>	<p>This resource covers the common schedule models that districts are considering for the coming school year, the possible meal service models that work for each schedule model, and the program options and waiver considerations for each model. It also discusses the waivers that have <i>not</i> been extended and the potential challenges and limitations of operating within the current waivers.</p>
<p><u>Equipment List for Meal Service SY20-21</u></p>	<p>As school districts prepare for the 20-21 school year, food and nutrition service departments are considering a variety of meal service options along with the equipment they may need to make those successful. This resource offers tips on how to repurpose equipment you may already have and highlights other equipment needs.</p>
<p><u>Equipment Tips for Serving Meals in the Classroom</u></p>	<p>Offers guidance as schools consider how to handle meal delivery, whether to the classroom or to other areas on campus. It also offers suggestions as to what equipment may be needed.</p>
<p><u>Summary of Current COVID-19 Child Nutrition Program Response Nationwide Waivers</u></p>	<p>This table conveniently details all of the nationwide waivers and guidance issued to date by the USDA in response to the coronavirus.</p>

These resources and more can be found at:

<http://bestpractices.nokidhungry.org/coronavirus-response-recovery/back-school>

Reach Out For Support

If you still have questions, know that you're likely not the only one! This situation is unprecedented for all of us. We are here to support you.

- Email us at bestpractices@nokidhungry.org.
- [Subscribe](#) to our newsletter to stay up-to-date on the latest news.
- Check out our upcoming and recorded [webinars](#).

We also recommend that you keep your state agency informed about your needs and challenges.

A young boy with freckles, wearing a blue baseball cap and an orange hoodie, is smiling broadly while sitting at a table. He is eating from a yellow tray that contains a sandwich, a small container of white sauce, and some orange-colored food. The background is slightly blurred, showing other people and what appears to be a school or community center setting.

QUESTIONS?

Please type any questions
into the Q&A box.