



center for BEST
PRACTICES

Rural Response: Lessons Learned from Covid-19 and Strategies for Back-to-School

October 13, 2020



Agenda

 Housekeeping

 No Kid Hungry Resources

 Shepherd Independent School District (TX)

 Caroline County Public Schools (MD)

 Q&A

Housekeeping

 If you encounter any technical difficulties, please use the chat box to get help.

 A recording of this webinar will be emailed to you along with the slide deck.

 If you have questions for the speakers, please enter those into the Q&A box and we'll get to those after our presentation.

New from USDA: [Waiver Extensions Through June 30, 2021](#)

No Kid Hungry Resources

<p><u>Meal Service Options for School Year 2020-2021</u></p>	<p>This resource covers the common schedule models that districts are implementing this school year, the possible meal service models that work for each schedule model, and the program options and waiver considerations for each model. It also discusses the waivers that have <i>not</i> been extended and the potential challenges and limitations of operating within the current waivers.</p>
<p><u>Summary of Current COVID-19 Child Nutrition Program Response Nationwide Waivers</u></p>	<p>This table conveniently details all the nationwide waivers and guidance issued to date by the USDA in response to the coronavirus.</p>
<p><u>Equipment List for Meal Service SY20-21</u></p>	<p>As school districts prepare for the 2020-2021 school year, food and nutrition service departments are considering a variety of meal service options along with the equipment they may need to make those successful. This resource offers tips on how to repurpose equipment you may already have and highlights other equipment needs.</p>
<p><u>Equipment Tips for Serving Meals in the Classroom</u></p>	<p>Offers guidance as schools consider how to handle meal delivery, whether to the classroom or to other areas on campus. It also offers suggestions as to what equipment may be needed.</p>
<p><u>Customizable Letter To Families - Announcing Free Meals For All Kids</u></p>	<p>This template letter was created to help schools and districts notify families about the availability of free meals for all children age 18 and younger.</p>

These resources and more can be found at:

<http://bestpractices.nokidhungry.org/coronavirus-response-recovery/back-school>



center for BEST
PRACTICES

Welcome to Our Panelists



Randy L. Milton, MBA
Coordinator, Child Nutrition
Shepherd Independent School
District



Beth Brewster
Caroline County Public Schools
Supervisor of Food Services
Founder, Chesapeake Culinary
Center



Child Nutrition Department

Shepherd Independent
School District



Rural East Texas Town

Located on I-59 about 40 minutes north of Houston in San Jacinto County.

As of 08/31/2019 the unemployment rate was 5% which is an unfavorable comparison to the states average of 3.4%

73% of Shepherd ISD's students are considered economically disadvantaged.

All schools within Shepherd ISD are CEP

Note: 40% or greater to qualify:
Identified Student Percentage (ISP)

High School **51.09%**

Middle School **54.85%**

Primary School **66.13%**

Intermediate **57.33%**



Rural East Texas Town

Being CEP with a high socioeconomically disadvantaged population creates more challenges for non-programs smart snack sales.

We are just another “**ROOFTOP**” community, meaning we have no businesses; therefore, we have very little economic support.

Our Reimbursement Revenue is enough to support the program.



Covid-19

Effects & Response

Schools closed without notice on March 16th 2020.

Inventory was not expecting March 16th. 2020 to be our last onsite feeding day.

Labor budget was not expecting March 16th to be our last onsite feeding day.

Most Importantly, students that depend on school meals did not expect the school cafeteria to close on March 16th 2020.



Covid-19

Effects & Response



We have an obligation to assure that NO Child Goes Hungry. Budget presents a challenge, but, not an excuse for failure.

Covid-19 Effects & Response



How many of you applied for the
Emergency Response Grant?



Covid-19 Effects & Response

Share Our Strength: No Kid Hungry Campaign offered funding to schools.

Grant Award Range:

Mini: \$5,000

Max: \$50,000

Shepherd ISD took advantage of this opportunity and received grant funding.



**NO KID
HUNGRY**[®]
by **SHARE OUR STRENGTH**



Covid-19

Effects & Response



Planning, Goal Setting & Training

- Our Lead Nurse taught staff how to protect themselves & the community



Covid-19

Effects & Response



Real World Applications

- Child Nutrition Staff working with the SISD Police Department



Covid-19

Effects & Response



Mobile Lunch Delivery

- Designed for students that do not have transportation
- CN Department ran 5 bus routes to most populated areas of the community



Covid-19

Effects & Response



All Hands on Deck

- We transported food safely in cambro carts



Covid-19

Effects & Response

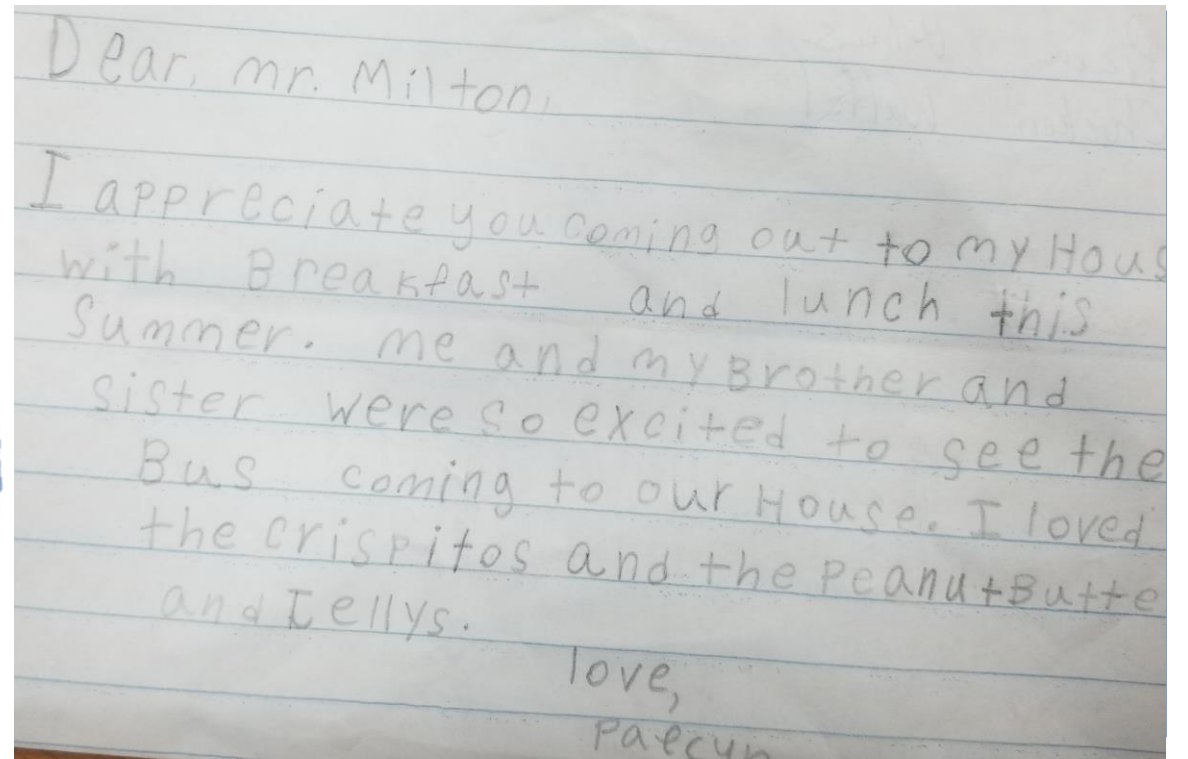


Curbside Pick-up

- We also had curbside pick-up at two of our Campuses

Covid-19

Effects & Response



Thank you!

- CN served **18,796** meals in the month of June
- Students looked forward to seeing the police lights, and the “meals on wheels”



NEW NORMAL

School Year 2020-2021

with COVID-19



- 1st week participation was extremely Low
- Curb-side pick up appeared to be a waste of time
- Most students brought lunches from home
 - Parents/Students had a fear
 - Several students remained at home

NEW NORMAL

School Year 2020-2021
with COVID-19



➤ Reaching Virtual Students was a challenge



NEW NORMAL

School Year 2020-2021
with COVID-19



- CN Staff called virtual students to inform them about our mobile and curbside delivery
 - Robot calls were also used



NEW NORMAL

School Year 2020-2021

with COVID-19



- Applied for all waivers
- Converted to summer feeding

NEW NORMAL

School Year 2020-2021

with COVID-19



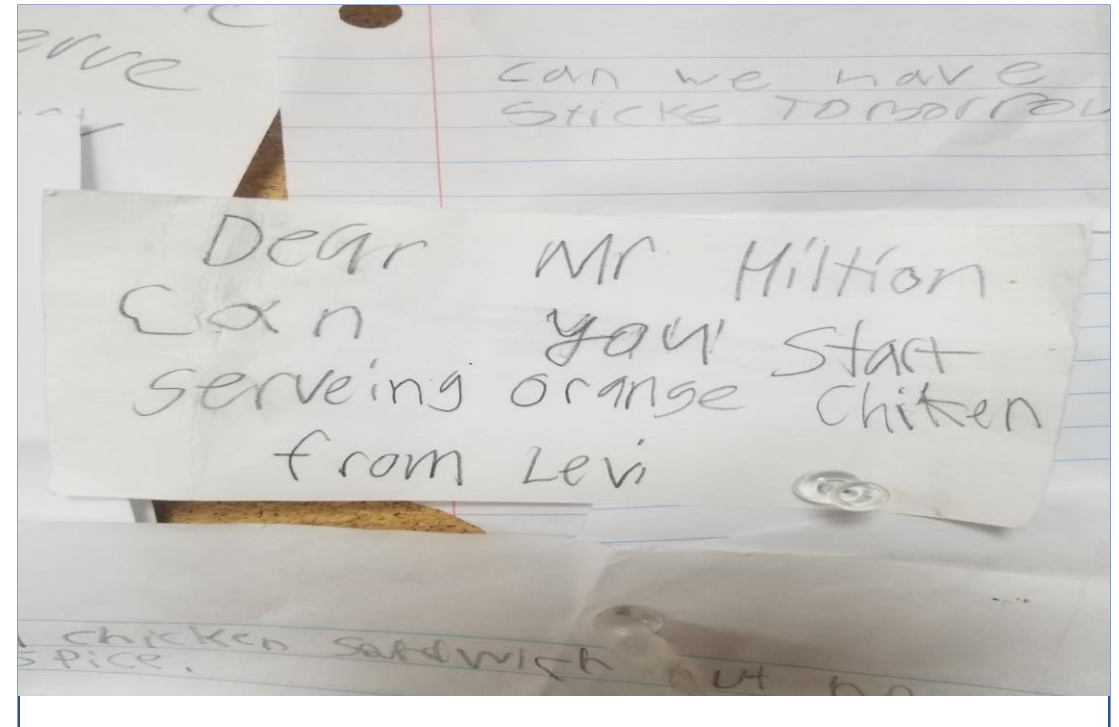
- We promoted with a flyer- at our home football games & high traffic areas
- We educated the community with Adobe Spark videos
 - We worked with school counselors to identify students in need



NEW NORMAL

School Year 2020-2021

With COVID-19



- Allowed our students to build the menu
- Started 'Grab and Go' Breakfast at the entry doors
- Began Breakfast In the Classroom at both Elementary Schools



NEW NORMAL

School Year 2020-2021



- Took advantage of being a small town! It only takes effort to communicate your efforts to everyone.
 - Numbers increased
 - Served over **21,000** breakfast meals
- Served **23,000** Lunches the last 17 days in September 2020

IF IT DOESN'T
CHALLENGE
YOU, IT
WON'T
CHANGE YOU

PICTUREQUOTES.COM



Child Nutrition Department
"well fed kids, happy kitchens"

Maryland Food System Profile II

Caroline County, MD



These county profiles present the data compiled by the Maryland Food System Map Project, at the Johns Hopkins Center for a Livable Future. They are intended to be used for education, research, policy development, and community organizing purposes. For more information go to: www.mdfoodsystemmap.org.



Maryland
Food
System
Map

Demographics

DEMOGRAPHICS	Caroline	Maryland	% of MD Total	County Ranking
Population, 2010-2014 ACS Five-Year Estimate ^a	32,759	5,887,776	0.56%	20
% Population Change, 2000-2010 ^b	11.1%	9.0%		13
Number of Households, 2010-2014 ACS Five-Year Estimate ^a	32,177	5,747,580	0.56%	20
Population Density (People / Square Mile), 2010 ^b	103.52	594.77		20
% Non-Hispanic, 2010-2014 ACS Five-Year Estimate ^a	94.1%	91.2%		18
■ % White Alone	77.6%	53.6%		12
■ % Black or African American Alone	13.8%	29.0%		14
■ % Asian Alone	0.5%	5.8%		23
% Hispanic (any race), 2010-2014 ACS Five-Year Estimate ^a	5.9%	8.8%		6
Median Household Income, 2010-2014 ACS Five-Year Estimate ^a	\$55,605	\$74,149		18
Self-Sufficiency Standard (2 Adults, 2 School-Age Children), 2012 ⁻¹	\$51,828	(U)		16
% Individuals Below 185% of Federal Poverty Level, 2010-2014 ACS Five-Year Estimate; Household of 4=\$44,123 ^{3,2}	30.45%	20.74%		7
% Individuals Below 200% of Federal Poverty Level, 2010-2014 ACS Five-Year Estimate; Household of 4=\$47,700 ^{3,2}	32.49%	22.80%		7
% Unemployment, 2010-2014 ACS Five-Year Estimate ^a	9.2%	8.0%		6
% Households without Vehicle, 2010-2014 ACS Five-Year Estimate ^a	5.8%	9.4%		14

Health Statistics

HEALTH STATISTICS	Caroline	Maryland	% of MD Total	County Ranking
Overall Mortality / 100,000 Population (Age-Adjusted), 2013 ^d	853.2	708.3		3
Heart Disease Mortality / 100,000 Population (Age-Adjusted), 2013 ^d	195.0	171.7		8
Diabetes Mortality / 100,000 Population (Age-Adjusted), 2013 ^d	22.8	19.6		6

Food Insecurity




- Hunger and food deserts is a major issue on the eastern shore.
- In Caroline County, MD alone, one in four children is food insecure.
- Good nutrition helps reduce health care visits, helps children in the formative years of children so they can have the “brain power” to become more productive as adults and lessens the behavioral issues that can result in illegal outcomes.
- Formed Caroline Helping Hands -Central backpack location
 - Pre-COVID19 725 a week/ Post 1250 a week

Partnerships: MD Food Bank, Local Government Board, local pantries, USDA Food Boxes, and other organizations serving the community

CCPS Snapshot Pre-COVID19

- Nine cafeterias with service to Judy Center & FSC
- 5800 students
- 52% FARMS
- 1,900 Direct Cert
- All schools have breakfast in the classroom
- Over 60 employees
- Internal Catering service




Participation

- Breakfast 3,800 adp
- Lunch 3,600 adp
- After School Meals
 - fy17-18 36,000
 - fy18-19 45,000
 - fy19-20 87,783
- Summer meals
 - 2019 - 17,000
 - 2020 – 153,806



What we do!

- Process 12,000#s of local produce during the summer in our vacant school kitchen. (uglies & overages)
Purchase local all year!
- Hire “lunch ladies” to make extra \$ during the summer
- Purchase local hydroponic lettuces
- Work with Ag class purchase pigs 2,000 lbs a year
- Purchase 30 bushels of apples a month from local orchard
- Serve local bakers muffins w/ local blueberries & apple cider doughnuts from local orchard



COVID19 Feeding Caroline County



Process Taken



- Borrowed/Rented reefer trucks for cold storage (eventually purchased)
- Two distribution sites: 1) kids 2) senior citizens
- Two kitchens for support (delivered to distribution sites)
 - Bagged fresh fruit and veggies
 - Frozen meal production
- Delivery schedule utilizing staff & volunteers assistance from Recreation & Parks and Head Start program

Process Taken (continued)

- Staff assigned accordingly to risk factors
- No subs in the kitchens
- Signage everywhere
- PPE everywhere
- Daily screening
- SOPs established
- Plan of Action
- Three week cycle menu



DO THE FIVE

Help stop coronavirus

- 1 **HANDS** Wash them often
- 2 **ELBOW** Cough into it
- 3 **FACE** Don't touch it
- 4 **SPACE** Keep safe distance
- 5 **HOME** Stay if you can

Emergency Feeding Kids Fed

- March 19th-June 16th 174,539 meals served
- Average of 1150 kids a day
- 14,000 weekend back packs issued
- Delivery model
 - Spring & Summer Door to door/ drive thru
 - Fall door to door/ in school
 - Less waste/no doubles/no transportation issues

Summer meals

average 12,000 a week

Weekend back packs

1200 a week



Frozen Dinners



Door to Door Delivery



Senior Citizen Meals

Since April 6th we have served over 72,000 meals an average of 280 seniors a week.



OTHER STUFF!

- Current FARMS 56.8% up from Oct 31st of 51.49%
- PEBT cards to our FARMS kids
- Fall feeding-was waiting on waiver from USDA for paid kids and CACFP waiver for area eligible.(monthly activity calendar designed)
- Installation large Freezer
- Prepared for future: reefer trucks, carts, coolers, plan of action etc.

MARKETING

- Flyers in bags: delivery schedules, storage instructions, family pantries, testing sites

English, Creole and Spanish

- School website/ community partner websites
- All calls home
- School newsletters
- Food Pantry sites

Our Mission

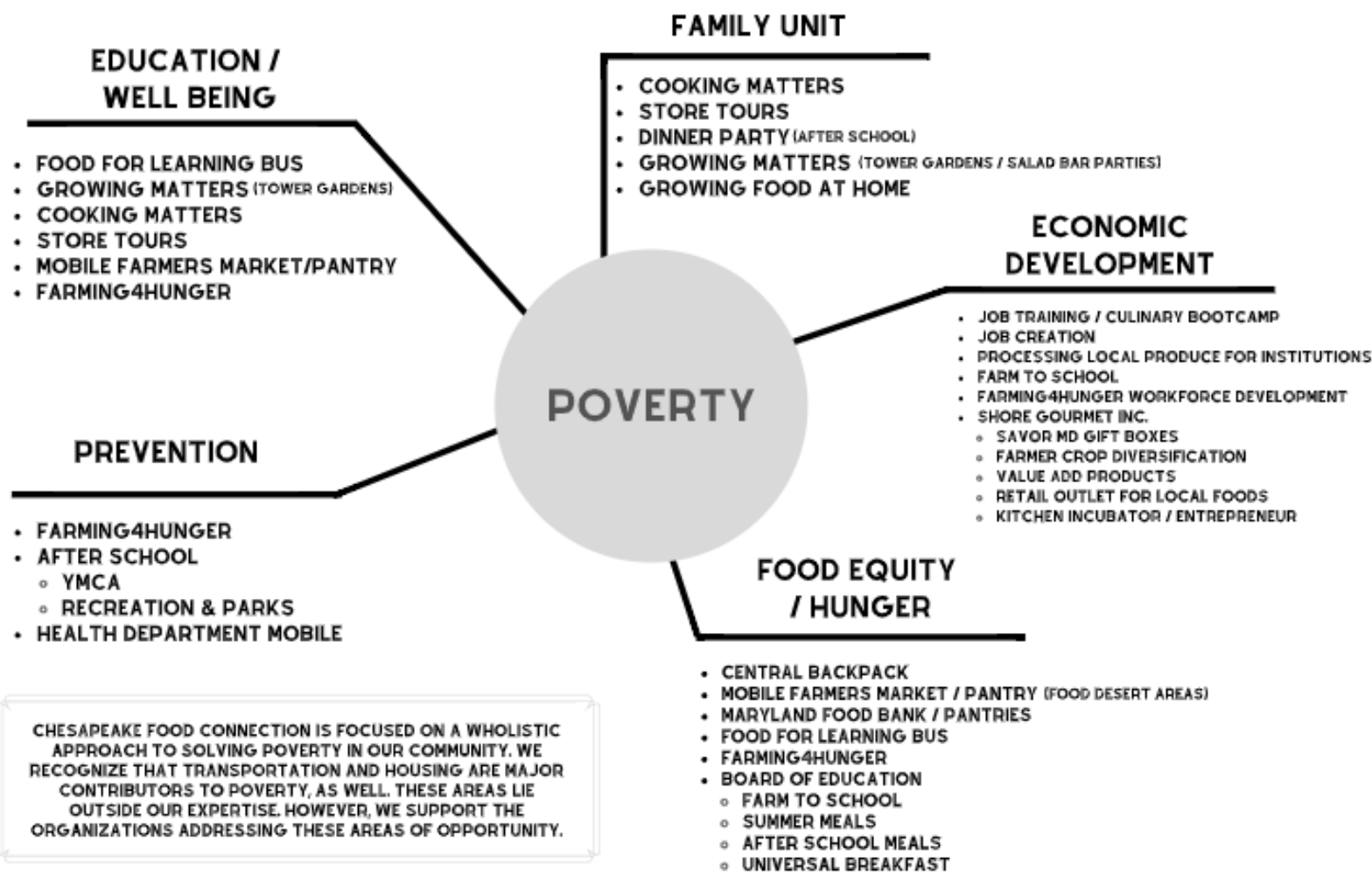
To create healthy economically independent families through job creation and training, food security, and to drive our local economy by keeping our farmers farming.



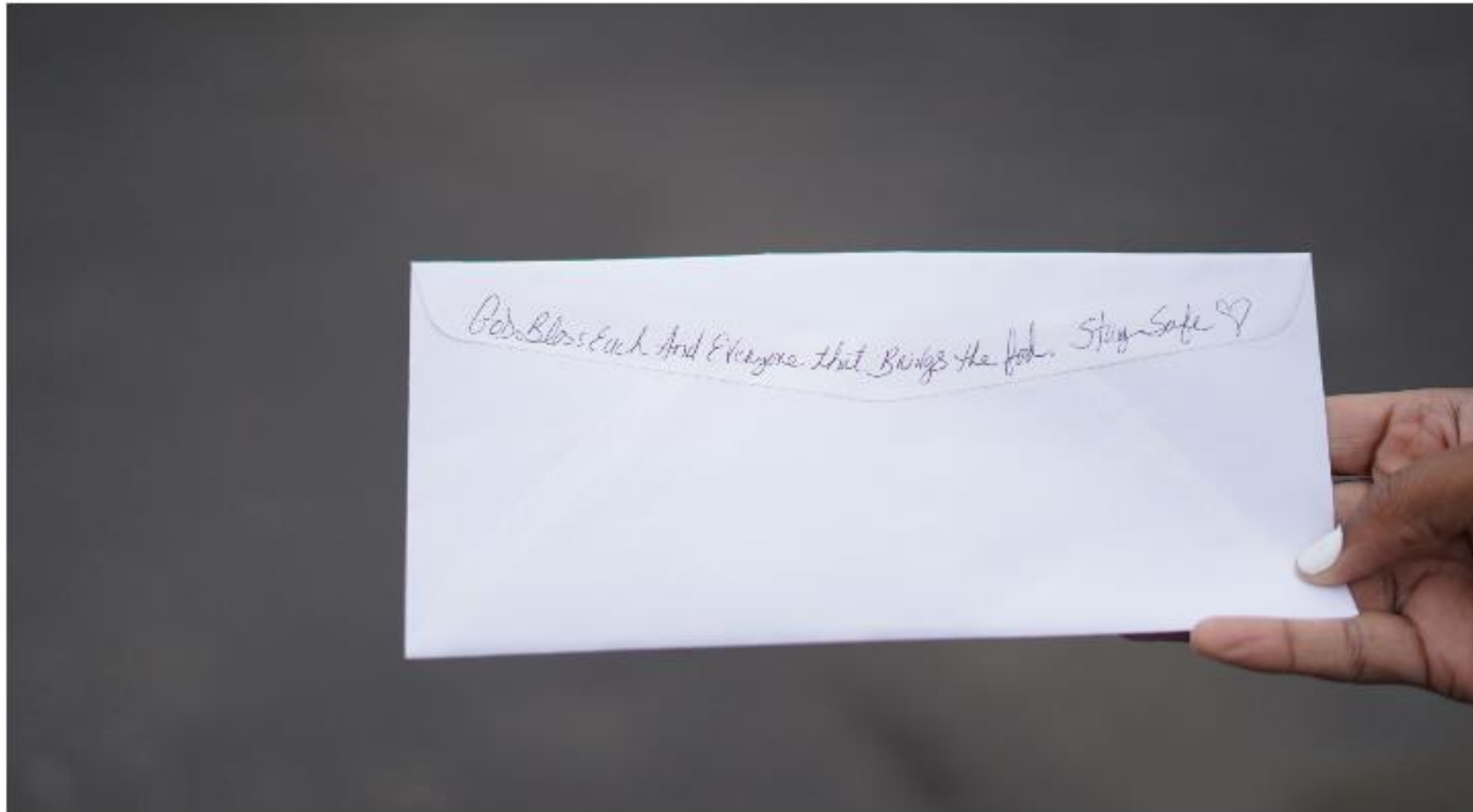
CHESAPEAKE FOOD CONNECTION

ADDRESSING POVERTY IN OUR COMMUNITY

OUR MISSION: HEALTHY, ECONOMICALLY STABLE FAMILIES



Community



Reach Out For Support

If you still have questions, know that you're likely not the only one! This situation is unprecedented for all of us. We are here to support you.

- Email us at bestpractices@nokidhungry.org
- [Subscribe](#) to our newsletter to stay up-to-date on the latest news.
- Check out our upcoming and recorded [webinars](#).

We also recommend that you keep your state agency informed about your needs and challenges.



QUESTIONS?

Please type any questions
into the Q&A box.